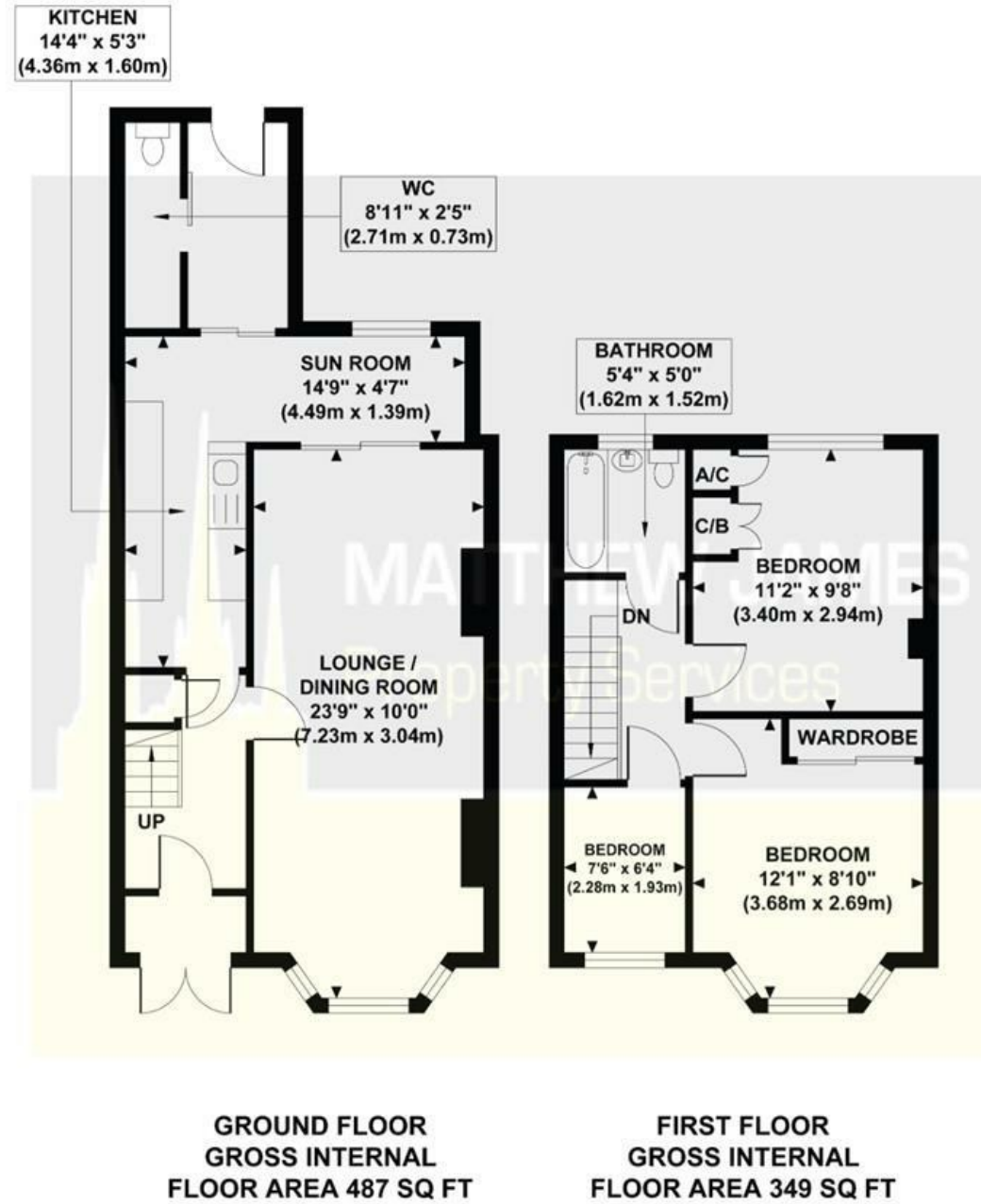


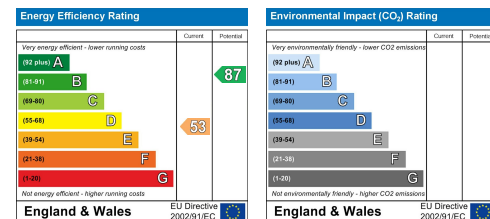
## MIDDLEMARCH ROAD

Approximate Gross Internal Area 836 sq ft / 77.66 sq m



Although every attempt has been made to ensure accuracy, all measurements are approximate and no responsibility is taken for any error, omission, or mid-statement. This floor plan is for illustrative purposes only and not to scale. Measured in accordance to RICS standards.

These particulars, whilst believed to be accurate are set out as a general outline only for guidance and do not constitute any part of an offer or contract. Intending purchasers should not rely on them as statements of representation of fact, but must satisfy themselves by inspection or otherwise as to their accuracy. No person in this firm's employment has the authority to make or give any representation or warranty in respect of the property.



### 351 Middlemarch Road Radford, Coventry CV6 3GQ

THREE BEDROOMS... VACANT... NO UPWARD CHAIN... IN NEED OF SOME MODERNISATION... GARAGE... VAILANT CENTRAL HEATING BOILER... PVCU DOUBLE GLAZED... END OF TERRACE. Located in Radford, this end of terrace property needs to be viewed to appreciate what is being offered for sale. Briefly comprising of front and rear gardens, entrance hallway, through lounge dining room, sun room, kitchen, ground floor cloakroom, three bedrooms and a bathroom with shower over bath. To the rear of the garden is a garage, it has PVCu double glazing and Vailant central heating throughout. In need of some modernisation, would be the perfect for the first time buyer or for those looking at a new project. Call us now to book your viewing.

**O.I.R.O £180,000**

#### CONTACT INFORMATION

24a Warwick Row, Coventry CV1 1EY

02477 170170

info@matthewjames.uk.com

www.matthewjames.uk.com

Facebook

Twitter

# 351 Middlemarch Road

Radford, Coventry CV6 3GQ



- \*\* THREE BEDROOMS \*\*
- \*\* NO UPWARD CHAIN \*\*
- \*\* SUN ROOM \*\*
- \*\* END OF TERRACE \*\*
- \*\* IN NEED OF SOME MODERNISATION \*\*
- \*\* GROUND FLOOR CLOAK ROOM \*\*
- \*\* VACANT \*\*
- \*\* GARAGE TO REAR \*\*
- \*\* VAILLANT CENTRAL HEATING SYSTEM \*\*

**Front Garden**

**Storm Porch**

**Entrance Hallway**

**Lounge Dining Room**

23'9 x 10'0 (7.24m x 3.05m)

**Sun Room**

14'9 x 4'7 (4.50m x 1.40m)

**Kitchen**

14'4 x 5'3 (4.37m x 1.60m)

**Inner Hallway**

**Ground Floor WC**

8'11 x 2'5 (2.72m x 0.74m)

**First Floor Landing**

**Bedroom One**

12'1 x 8'10 (3.68m x 2.69m)

**Bedroom Two**

11'2 x 9'8 (3.40m x 2.95m)

**Bedroom Three**

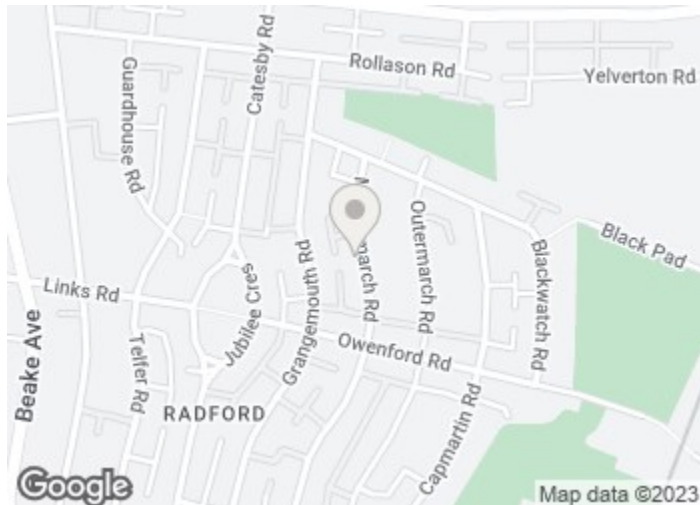
7'6 x 6'4 (2.29m x 1.93m)

**Family Bathroom**

5'4 x 5'0 (1.63m x 1.52m)

**Rear Garden**

**Garage**



**Directions**

